



Brotherhood of Maintenance of Way Employees Division of the International Brotherhood of Teamsters

Freddie N. Simpson
President

Perry K. Geller, Sr.
Secretary-Treasurer

October 6, 2009

ALL NATIONAL DIVISION AND
SYSTEM OFFICERS

Dear Sirs and Brothers:

Re: National Division Dues effective January 1, 2010

As a result of the Teamster merger, Article XV, Section 3, Paragraphs 1 and 2, of the BMWWE Division Bylaws, effective January 1, 2005, reads as follows:

“Sec. 3. Each member shall be required to pay all BMWED dues and assessments.

National Division dues shall be adjusted each January to reflect one and three-tenths (1.3) of the average straight time hourly rate of pay for each of the three rate classifications listed in Paragraph 3.8 of the Merger Agreement. The average straight time hourly rate of pay for standard contracts will be based on the information reflected in the annual statement published by the National Railway Labor Conference which shall be used as an equivalent formula. In the event that the National Railway Labor Conference ceases to publish the annual statement or alters it materially, and for non-standard and non-rail contracts listed in paragraph 3.8 of the Merger Agreement, an alternative equivalent formula shall be adopted so as to accurately reflect increases in rates-of-pay provided for under Agreements during the appropriate measurement period. Said amounts shall be rounded to the nearest 25 cents, which additional sum shall be taken into consideration when calculating any dues increase for the following year.”

Based upon the annual statement published by the National Railway Labor Conference, it has been determined that the average straight-time hourly rate of pay for Class I maintenance of way employees during 2008 was \$22.35. One and three tenths (1.3) times this amount equals \$29.05, which, rounded to the nearest 25 cents, results in National Division dues increasing from \$27.75 to \$29.00 per month.


20300 Civic Center Drive, Suite 320
Southfield, MI 48076
Telephone 248.948.1010 Facsimile 248.948.7150
www.bmwe.org



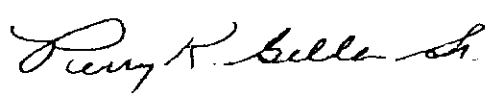
The average straight-time hourly rate of pay for Class II and III maintenance of way employees during 2008 was calculated to be \$19.39. One and three tenths (1.3) times this amount equals \$25.21, which, rounded to the nearest 25 cents, results in National Division dues increasing from \$24.25 to \$25.25 per month.

The average straight-time hourly rate of pay for non-rail maintenance of way employees during 2008 was calculated to be \$14.63. One and three tenths (1.3) times this amount equals \$19.02, which, rounded to the nearest 25 cents, results in National Division dues increasing from \$18.25 to \$19.00 per month.

Fraternally yours,



President



Secretary-Treasurer

cc: Local Lodge Secretary-Treasurers

"An Injury To One Is An Injury To All"

Pennsylvania Federation

121 North Broad Street - Suite 503
Philadelphia, Pennsylvania 19107
www.pennfedbmwe.org
phone: (215) 569-1285
fax: (215) 569-0676

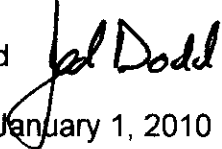


Office of the General Chairman
Jed Dodd

October 19, 2009

To: All Federation Committees

From: Jed Dodd



Re: Dues Effective January 1, 2010

Dear Brothers and Sisters:

National Division and Federation Dues for calendar year 2010 are based on the average hourly rate of pay for maintenance of way employees during calendar year 2008. The average hourly rate of pay for calendar year 2008 was \$22.35/hour. Therefore the dues rate effective January 1, 2010 will be as follows:

Type	Formula	Current Rate	New Rate Effective 1/1/2009	Difference
National Division	1.3 x avg hourly rate rounded to nearest \$.25.	\$27.75/month	\$29.00/month	+ \$1.25
Federation Dues	2.12 x average hourly rate rounded to nearest \$.25	\$45.25/month	\$47.50/month	+ \$2.25
Local Lodge Dues	Set by Local Lodge Uniform by Federation	\$2.00/month	\$2.00/month	0.00
Totals		\$75.00/month	\$78.50/month	+ \$3.50/month